



BHAI PARMANAND VIDYA MANDIR

ज्ञानाय दानाय च रक्षणाय

Holiday Homework



2025-26

CLASS II

THEME-

WONDERS OF NATURE



"Look deep into nature, and then you will understand everything better."

— Albert Einstein

Some Pointers to Remember

- Holiday homework is an integral part of the subject and will be assessed based on creativity and the effort put in by the students.
- Enhance speaking skills and vocabulary by regularly conversing in English with family and friends.
- Reading is essential for those who seek to rise above the ordinary—spend quality time with purposeful books that enrich the mind.
- Beautiful handwriting leaves a lasting impression. Practice one page of English and Hindi handwriting daily to improve presentation skills.



SUBJECT – ENGLISH

Nature's Little Wonders

Explore • Observe • Imagine • Create

Take a magical journey into the world of nature! Step outside with your parents or guardians—into your garden, a nearby park, or simply around your home. Let your senses guide you as you explore the beauty all around.

Your Nature Adventure Includes:

1. Nature Walk Explorer's Mission:

- Become a little explorer and go on a nature walk.
- Observe carefully! Look at the colors, shapes, sounds, and textures of the natural world around you.

2. Ten Tiny Wonders:

- Find 10 things that make you say, “Wow!”—like a spider’s web, a colorful leaf, a chirping bird, or a fluffy cloud.
- For each wonder:
 - Draw it in your own creative way.
 - Name it and write one or two lines about what makes it special to you.

3. Nature Notebook Creation:

- Put all your drawings and observations together in a handmade “Nature Notebook.”
- Decorate the cover using leaves, twigs, or nature-themed stickers (if available).

4. Bonus Fun (Optional):

- Write a short poem or story inspired by one of the wonders you found.
- Take a picture of your favorite observation spot and stick it in your notebook.

☼ Let nature be your teacher this holiday. Look closely—you'll be surprised how many amazing things are hiding right **in front of you!**

*** To improve your handwriting, write one small paragraph from your coursebook daily in your new practice notebook.**

*** Do page no. 143, 144, 145, 146, 147, 148, 149 and 150 of the assignment folder.**

विषय - हिंदी

यात्रा वृत्तांत परिचय

आइए हम अपने ग्रीष्मकालीन गृह कार्य को और अधिक रोचक बनाएँ ।

- किसी भी प्राकृतिक स्थान का विचरण करिए तथा उस विचरण के बारे में अपने अनुभव वाक्यों में लिखिए ।
- यात्रा-वृत्तांत को आकर्षक चित्रों और स्थान के बारे में रोचक जानकारी के साथ तैयार करें। जैसे :-
 - जगह का नाम ।
 - यह जगह कहाँ पर स्थित है ?
 - वहाँ का मौसम ।
 - वहाँ का प्राकृतिक वातावरण आपको कैसा लगा ?
 - उस जगह की उपयोगिता ।
 - उस जगह को हम और सुंदर कैसे बना सकते हैं ?
 - उस जगह को हमें क्यों और कैसे बचाना चाहिए ?





- रोज़ एक पेज सुलेख लिखिए ।

SUBJECT – MATHEMATICS

Shape Hunt in Nature – A Journey of Discovery!

This holiday, turn into a Shape Explorer! Step outdoors and observe the wonders of nature through the lens of geometry. Your task is to go on a fun-filled "Shape Hunt" in natural surroundings—your garden, park, nearby trees, beach, or even your balcony!

What to Do:

1. Explore your surroundings and spot natural objects that resemble basic shapes:
 -  Circle (like a sunflower or a round stone)
 -  Triangle (like a pine tree or a leaf tip)
 -  Square or Rectangle (like a tile or a piece of bark)
 -  Semi-circles, ovals, spirals—anything goes!
2. **For each shape you find:**
 - Draw or paste a photo of the natural object on an A-4 sheet.
 - Label the shape clearly.
 - Mention where you found it and what object it was.
 - You can decorate each sheet with leaves, twigs, or small natural elements.
3. Arrange all your A-4 sheets into a mini **“Shape in Nature”** scrapbook or booklet.

*** Revise Tables 2 to 10.**

EDUTEN

Do the following lessons :

1. Revision of previous grade
2. Revision of addition and subtraction
3. Comparing numbers, 0-100

SUBJECT – EVS

Natural Sources of Water – “My Water Drop Book”

This holiday, let's make a **Water Drop Book** to learn about natural sources of water in a fun and creative way!

Instructions:

1. **Choose any one natural source of water** – rivers, lakes, oceans, rain, or springs.
2. **Cut out 4–5 big water drop shapes** from colored paper (blue or white).
3. **On each water drop**, write or draw one thing about your chosen water source. You can use the points below:
 - What is it?
 - Where can we find it?
 - How do we use it?
 - How can we keep it clean?
 - Why is it important to protect it?
4. **Decorate each water drop** with drawings, stickers, or magazine pictures.
5. **Staple or tie all the water drops together** at the top to make a mini Water Drop Book.

Note- Kindly complete the worksheets English, Hindi and Mathematics that will be provided to you in a form of PDF.

SUBJECT – ART

Do Art File Activity No. 8, 9, 10, 14 and 21.



BHAI PARMANAND VIDYA MANDIR

ज्ञानाय दानाय च रक्षणाय

HOLIDAY HOMEWORK

WORKSHEETS

GRADE II

(2025-26)

NAME - _____

CLASS - _____

SECTION - _____

ROLL NO. - _____

SUBJECT: ENGLISH

Topic - Punctuation

Q. Punctuate and rewrite the following sentences by using the capital letters, comma, full stop, question mark:

- I. the teacher asks questions gives homework and checks our notebooks**

- II. why are you not writing neatly**

- III. jaipur is also known as the pink city**

- IV. what do you like to do in your free time**

- V. the himalayas mount everest and k2 are some of the tallest mountains in the world**

- VI. which game do you like the most**

- VII. my dog is friendly playful and loyal animal**

- VIII. how many books do you read every month**

- IX. christmas is celebrated on 25th december by people around the world**

Topic – Jumbled Sentences

Q. Rearrange the following words to form meaningful sentences and also punctuate them:

I. my visit friends library the friday every

II. reads he writes and solves problems math every day

III. the garbage dispose properly please

IV. do when wake you up in morning the

V. provides summer day the tree shade on a

VI. flowers bought these who beautiful

VII. clean and shiny she car always her keeps

VIII. we independence day celebrate every year

IX. the smallest is continent Australia in world the

X. cries baby she when hungry feels

Topic – Common and Proper Nouns

Q1. Write the Proper nouns for the following Common nouns:

continents	rivers	days	festivals	newspapers
countries	planets	months	states	monuments

Q2. Read the instruction carefully:

- a. Underline the Common Nouns and circle the Proper Nouns.**
- b. Rewrite the sentences using different common and proper nouns and also punctuate them.**

Ex: Ravi went to the market with his mother.

Rahul went to the zoo with his grandfather.

- 1. Australia is famous for its beautiful beaches.**

- 2. I love to read books written by J.K. Rowling.**

- 3. Mr. Das teaches us English in Greenfield School.**

- 4. My friend lives in Chennai with her family.**

- 5. The Taj Mahal is a famous monument in India.**

- 6. John played soccer with his friends at the park.**

- 7. The airplane flew high above the mountains as we travelled to New York.**

- 8. The Amazon River is in Brazil.**

Topic – Reading Comprehension

INSTRUCTIONS:

The Reading Comprehension worksheets are divided in the following groups. You have to attempt the comprehensions as mentioned below:

Group 1 – Main Idea and Details OR Reality Vs Fantasy (any one)

Group 2 – Prediction OR Read and Draw: My hoppy friend (any one)

Group 3 – Sequencing OR Every Dog Should Have a Child Unseen Passage 1 OR Every Dog Should Have a Child Unseen Passage 2 (any two)

Group 4 – Bees! Unseen Passage 1 OR Bees! Unseen Passage 2 (any one)

Group 1

A. Main Idea and Details

Read the given story and think about what the whole story is mostly about.

Luca's grandpa lives on a farm. His grandpa has a big garden, and many animals. When Luca was little, he was afraid of the chickens. When he helped his grandpa feed the chickens, the chickens chased him, crying, "Cluck, cluck, cluck!" But his grandpa showed him how to shoo the chickens away with his hand, saying, "Shoo chicks, shoo chicks!" Luca still doesn't like the chickens much, but he isn't afraid of them now. He feels very grown up.

1. What is this whole story mostly about? Circle your answer.

Grandpa's garden	Luca and the chickens	Luca's favorite animal
------------------	-----------------------	------------------------

2. Which of these is a small piece of information from the story that makes the story more interesting? Circle your answer.

Luca drew a picture of the farm.	Luca helped pick the vegetables.	The chickens said "Cluck, cluck, cluck!"
----------------------------------	----------------------------------	--

3. Make up one more detail that would make this story even more interesting.

OR

B. Reality vs. Fantasy

Here are some things that are reality and some things that are fantasy. Circle the word "reality" if it can happen in real life. Circle the word "fantasy" if it cannot happen in real life.

1. The dragon roared, and then flew off into the clouds.	Reality	Fantasy
2. The two little ponies ran around the field all morning.	Reality	Fantasy
3. The strange old woman clicked her heels together three times, and disappeared.	Reality	Fantasy
4. If you blow out all the candles on your birthday cake, your wish will come true.	Reality	Fantasy

5. After a rainstorm, you can sometimes see a rainbow.	Reality	Fantasy
6. The little old man wiggled his nose and the rainstorm stopped.	Reality	Fantasy
7. The clerk in the ice cream shop made an ice cream cone with a cherry on top.	Reality	Fantasy

8. What are 2 other things that can happen in real life?


9. What are 2 other things that cannot happen in real life?

GROUP 2

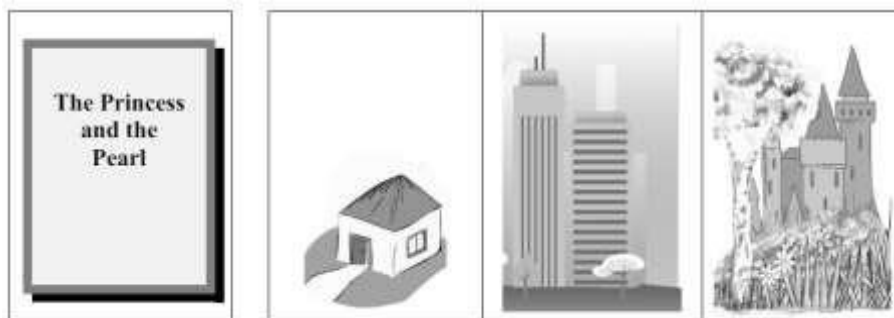
A. Prediction

Read the title of the book. Then look at the pictures to guess what you will see inside the book.


a.



b.



c.



d. Here is another book title. What is a good guess about what you will see inside the book?


**The Great
Frog-Jumping
Contest**

OR

B. Read and Draw: My hoppy friend

Read the passage. Draw and colour what you read.

I like to hike in the forest. The forest has many tall green trees. I have a yellow hat and a red backpack. My boots are brown. I see a grey rabbit. He hopped into my backpack!



GROUP 3

A. Sequencing

Write the number 1 in the box beside what happened first. Write the number 2 in the box beside what happens second. Write the number 3 in the box beside what happens third. Write the number 4 in the box beside what happens last.

1. What happened first, second, third, and fourth?

1-4?

The birds wanted Magpie to teach them how to build a nest.	
None of the birds stayed the whole time, and Magpie was angry.	
Next, Magpie added some twigs to the nest.	
Magpie made a mud pancake.	

2. What happened first, second, third, and fourth?

1-4?

Camel reached over low wall, and Pig went through a low gate.	
Next, Pig heard Camel, and said that being short is best.	
First, Camel said that being tall is best.	
Camel and Pig decided that both tall and short can be best.	

3. What happened first, second, third, and fourth?

1-4?

Bear decided never to share the field with Fox again.	
Bear decided never to share the field with Fox again.	
The first year, Fox had the corn and Bear had only the roots.	

Fox and Bear decided to share the crops in the field.	
---	--

OR

Every Dog Should Have a Child

B. Passage 1

Read the passage and answer the given questions.

Some people say that every child needs a dog. Well, I say that every dog needs a child. I am a dog and this is my child! We are best friends.

The best child is nice and can learn quickly. I feel that a child must like to share his or her snacks with me. I try to teach my child to give me snacks. Often, she does. I got the pick of the litter!

My child is kind and shares her ice cream with me.

I love strawberry ice cream. She is learning to enjoy eating it, too.

A. Who is telling the story?

B. What does every dog need?

C. What makes the best child?

D. What does the dog try to teach his child?

E. Why does the dog say his child is kind?

OR

C. Passage 2

Read the passage and answer the given questions.

I can teach my child many tricks just by putting my chin on her lap! I am teaching my child to play fetch. She stands in the backyard and throws the stick. She is learning to say "bring" every time I pick up the stick. My child is a quick learner!

We never play fetch just once. We always play it over and over. Sometimes she doesn't throw the stick very well, so I don't bring it right back to her.

Soon she gets it right. But she tires out before I do. I guess a child is just not as strong as a dog!

A. What does the dog do to teach the child tricks?

B. Does the child throw the stick or pick it up?

C. When does the child say "bring"?

D. Do the dog and child play fetch just once, or do they play it over and over?

E. When doesn't the dog bring the stick right back to the child?

GROUP 4

Bees!

A. Passage 1

Read the passage and answer the given questions.

Bees are very important little animals.

They can be scary, too. They buzz and they also sting.

When they sting, it can hurt, but we need bees.

Why do we need bees? We need bees because they help spread flowers.

Flowers have pollen in them. Pollen is needed to make a new flower. If you spread pollen, you help new flowers grow. Bees get pollen on them when they search for food.

When they land on another flower, they put pollen on that flower.

In this way, bees help flowers grow!

A. Did you know that bees were so important?

B. Who are very important little animals?

C. What is needed to make a new flower?

D. When do bees get pollen on them?

E. Where do the bees put pollen?

F. Why are bees important?

OR

B. Passage 2

Read the passage and answer the given questions.

Trent wants to be just like his uncle. His uncle Stan is an artist. He draws comic book art. His best comic book told the story of a man who was bitten by a dog and got super powers.

Trent draws a little bit every day after school. "Draw every day," his uncle always says. So every day, Trent uses his pencils and his paint. The walls in his room are full of comics. Some of them are his. Some are his uncle's.

Some are there to remind Trent to work hard.

What will his first comic book be about? Trent is not sure. He might draw a book about a young man who wants to be a comic book artist. In his story, the man is working hard when a bee flies in the window. The bee stings him on the hand and gives him powers.

Trent is just not sure that "Bee Man" is a good title.

A. Who does Trent want to be like?

B. What does his uncle do?

C. Where does Trent put his drawings?

D. When does Trent draw?

E. Why is Trent not sure about his new comic book?


Writing Section

Q1. Write a paragraph on the following topics using 10 to 12 lines: (Do this work in your holiday homework notebook)

- I. About Myself**
- II. My family**
- III. The Place of Learning – My School**
- IV. My Favourite Game**
- V. A Visit to Zoo**
- VI. Monument I like the most**
- VII. India – My Motherland**
- VIII. Animals: A gift of Nature**
- IX. Our National Festivals**
- X. How I Spent My Summer Vacation**

Q2: Look at the picture and frame 5 sentences using the following points:

- a. Look at the picture and describe it using different nouns, pronouns, doing words, describing etc. (Do this work in your holiday homework notebook)**



विषय-हिन्दी

वर्ण-विच्छेद

प्र 1- नीचे दिए गए शब्दों के वर्ण अलग - अलग करके लिखो-

- | | | | |
|-------|------------|---|-------|
| i. | सहयोगी | - | _____ |
| ii. | खिड़कियाँ | - | _____ |
| iii. | बेशकीमती | - | _____ |
| iv. | मुकाबला | - | _____ |
| v. | पुस्तकालय | - | _____ |
| vi. | खिलौना | - | _____ |
| vii. | अध्यापक | - | _____ |
| viii. | अधिकारी | - | _____ |
| ix. | स्वास्थ्य | - | _____ |
| x. | कैलाश | - | _____ |
| xi. | जिम्मेदारी | - | _____ |
| xii. | नैतिक | - | _____ |
| xiii. | खेलकूद | - | _____ |
| xiv. | पुलकित | - | _____ |
| xv. | रेलगाड़ी | - | _____ |
| xvi. | मौसम | - | _____ |
| xvii. | धन्यवाद | - | _____ |

संयुक्त व्यंजन

प्र - दी हुई कहानी में संयुक्त व्यंजनों को ढूँढ़कर उन पर गोला बनाइए तथा उन शब्दों को दोबारा लिखिए ।

एक बहुत ही प्यारी लड़की थी जिसका नाम था क्षमा । क्षमा बहुत ही बुद्धिमान लड़की थी । वह अपनी कक्षा में हमेशा प्रथम आती थी । वह अपने पिताजी के साथ गाँव में रहती थी । उसके पिताजी ने क्षमा को शहर पढ़ने भेजा । जब वह विद्यालय गई तो उसने देखा कि विद्यालय का क्षेत्र बहुत बड़ा है । उसने देखा कि विद्यालय के पास एक पक्षी विहार है । वहाँ पर बहुत से सुंदर पेड़ हैं तथा बहुत से पक्षी रहते हैं । क्षमा और उसके मित्र अध्यापिका से आज्ञा लेकर कभी-कभी पक्षी विहार पक्षियों को देखने जाया करते थे । क्षमा ने एक बार अपने पिता को पत्र लिखा और उसने अपने विद्यालय, शिक्षा, कक्षा तथा पक्षी विहार के बारे में लिखा । उसने अपनी मित्र श्रुति के बारे में भी अपने खत में लिखा और उसने लिखा कि उसके विद्यालय में ज्ञान प्राप्ति के लिए एक बहुत बड़ा यज्ञ भी हुआ था । उसने लिखा कि उस यज्ञ में हम सब मित्रों ने बहुत अच्छे-अच्छे मंत्र भी पढ़े थे । क्षमा ने उस पत्र को डाकघर में पोस्ट कर दिया । जब उसके पिताजी ने वह पत्र पढ़ा तो उनकी आँखों में अश्रु आ गए । उनको अपनी पुत्री पर बहुत गर्व हुआ ।

अनुच्छेद लेखन (Do this work in your holiday homework notebook)

1. मेरी माँ
2. मेरा प्रिय खिलौना
3. मेरे पालतू जानवर
4. पेड़ों का महत्व
5. गरमी की छुट्टियाँ
6. बारिश का मौसम
7. मेरा पसंदीदा त्योहार
8. चिड़ियाघर की सैर
9. मेरा भारत महान
10. समय का महत्व

चित्र वर्णन

चित्र को ध्यान से देखो और उस पर 5 वाक्य लिखो: (Do this work in your holiday homework notebook)



SUBJECT : MATHEMATICS

Q1. A group of 5 friends have collected some shells. The number of shells collected by each person has been given in the table below.

Study the table and answer the questions:

Name	Shells Collected
Sonu	568
Rohan	374
Raj	999
Neha	643
Riya	742

- a. Write the number name for the shells collected by Raj.

- b. Which numbers come just before and just after the number of shells collected by Rohan?

- c. Write the expanded form of the shells collected by Neha.

- d. Add the shells collected by Sonu and Rohan. Write whether the sum is odd or even.

- e. Write the expanded form for the shells collected by Riya.

Q2. Fill in the blanks:

- a. The place value of 7 in 786 is _____.
- b. The face value of 6 in 769 is _____.
- c. The face value of 2 in 524 and 692 is _____.
- d. In 718 and 212, the place value of 1 is _____ and the face value of 1 is _____.

Q3. Find the sum of place value and the face value of 8 in 850.

Q4. Find the sum of place value of 6 in 625 and place value of 3 in 937.

Q5. Solve the following:

123 x 3 = _____

a. Place value of second digit in a number. _____

b. Face value of a digit at hundreds place. _____

Q6. Find the product of place value of 3 and face value of 2 in a number 329.

Q7. Write the numbers in expanded form:

a. 475 – _____

b. 393 – _____

c. 922 – _____

d. 616 – _____

e. 735 – _____

Q8. Write the reduced form of the following:

a. $400 + 50 + 8 =$ _____

b. $500 + 60 + 0 =$ _____

c. $200 + 30 + 3 =$ _____

d. 2 hundreds + 9 tens + 6 ones = _____

e. 5 hundreds + 2 tens + 5 ones = _____

Q9. Fill in the blanks:

a. If $952 = a + 50 + 2$, then $a =$ _____

b. $600 + 40 + 6 =$ _____

c. If $885 = 800 + b + 5$, then $b =$ _____

Q10. I have 6 ones, 9 tens and 8 hundreds. Write the expanded form of the number formed.

Q11. Write the expanded form of a number that is just before the smallest 3 -digit number.

Q12. Find the sum of $452 + 343$ and then write the expanded form of the sum.

Q13. Fill in the blank and rearrange the expanded form:

a. $912 =$ _____ $+ 900 + 2 =$ _____

b. $695 = 5 +$ _____ $+ 90 =$ _____

c. $423 = 400 + \underline{\hspace{2cm}} + 20 = \underline{\hspace{2cm}}$

d. $739 = 3 + \underline{\hspace{1cm}} + \underline{\hspace{1cm}} = \underline{\hspace{2cm}}$

Q14. Arrange the following numbers in ascending order :

a. 404 , 846 , 539 , 587 , 954

_____ , _____ , _____ , _____ , _____

b. 635 , 664 , 686 , 628 , 615

_____ , _____ , _____ , _____ , _____

Q15. Arrange the following numbers in descending order:

a. 436 , 683 , 974 , 947 , 595

_____,'_____,_____,_____,_____

b. 755 , 775 , 705 , 795 , 745

_____ , _____ , _____ , _____ , _____

Q16. Do as directed:

a. Simplify the expressions and arrange them in descending order.

345+234 , 460 -160 , 698 - 356 , 563 + 234 , 220 + 440

_____ , _____ , _____ , _____ , _____

b. Form 3-digit numbers using the digits 1, 9 and 3 then arrange them in ascending and descending order .

Numbers:

A.O -

D.O- _____

Q17 :Find the product and arrange them in ascending order: 423×2 ,

101×9 , 111×8 , 212×4 , 321×3

_____, _____, _____, _____, _____

Q18.Which odd number comes just after 945? _____

Q18. Which even number comes just before 793? _____

Q20. Find the difference between the greatest 3- digit odd number and the smallest 3- digit even numbers.

Q21. Write all the odd numbers between 568 and 598.

Q22. Find the product of 223×3 and write whether the product is even or odd.

Q23. Jack planted 521 trees on Monday and 289 trees on Tuesday. How many trees did he plant in all?

Q24. Add 423 and 355 .Subtract the sum from the largest 3- digit number.

Q25. Solve the following.

- a. A forest has 125 trees. If 352 more trees are planted, how many trees are there now? _____
- b. A bird collected 369 seeds in its nest. It finds 120 more seeds. How many seeds does it have now? _____
- c. A squirrel has 945 acorns. It gives 325 acorns to its friend. How many acorns does it have left? _____
- d. A garden has 854 plants. If 212 plants are removed, how many plants are left? _____

Q26 : Make flashcards for Roman numbers from I to X X:

- On one side: Write the **Hindu-Arabic number**
- On the other side: Write the **Roman numeral**

Use colorful paper and decorate them