



BHAI PARMANAND VIDYA MANDIR

**HOLIDAY HOMEWORK
2026-27**

CLASS- II

**THEME-
MY WORLD MY RESPONSIBILITY**



“It is our collective and individual responsibility to preserve and tend to the world in which we all live.”

-Dalai Lama

SOME POINTERS TO REMEMBER

● **HOLIDAY HOMEWORK IS AN INTEGRAL PART OF THE SUBJECT AND WILL BE ASSESSED BASED ON CREATIVITY AND THE EFFORT PUT IN BY THE STUDENTS.**

● **ENHANCE SPEAKING SKILLS AND VOCABULARY BY REGULARLY CONVERSING IN ENGLISH WITH FAMILY AND FRIENDS.**

● **READING IS ESSENTIAL FOR THOSE WHO SEEK TO RISE ABOVE THE ORDINARY—SPEND QUALITY TIME WITH PURPOSEFUL BOOKS THAT ENRICH THE MIND.**

● **BEAUTIFUL HANDWRITING LEAVES A LASTING IMPRESSION. IMPROVE ENGLISH AND HINDI HANDWRITING DURING THE HOLIDAYS.**

Subject: ENGLISH

The “Green Guardian” Journal

This holiday, become a Green Guardian and take care of your world through small, meaningful actions! 🌱

You will create a 5-day observation diary in a scrapbook to understand how your daily habits can help protect the Earth.

1. 5-Day Responsibility Challenge:

For five days, perform one responsible action each day to help the environment.

You may choose actions like:


- Watering plants
- Switching off lights/fans when not in use
- Saving water while brushing
- Picking up litter
-

2. Daily Observation Diary:

Maintain a “Green Guardian Journal” (notebook or handmade booklet) and dedicate one page for each day. For every day, include:

 Day and Date

🌱 Action Done (What you did)

 Picture/Paste Drawing (You may draw or paste a photo of your action)

 One Sentence Reflection

(Write one simple sentence explaining how your action helps the Earth.)

👉 Example:

“I watered the plants. It helps them grow and keeps the air fresh.”

3. Understanding Your Role (Goal):

Through this activity, you will learn:

How small actions can make a big difference

The importance of caring for nature daily

Your role in making the Earth clean, green, and safe.

Bonus (optional)

- Write a short slogan or quote on “My World, My Responsibility”
 - Share your experience with your family and encourage them to join you
- 🌍 Remember: A better world begins with YOU. Be proud to be a Green Guardian! ✨

Subject: HINDI

बुजुर्गों से बातचीत –तब और अब का पर्यावरण 🌿

इस गतिविधि में आपको अपने दादा-दादी/नाना-नानी या घर के किसी बड़े सदस्य से बातचीत करनी है और यह जानना है कि उनके समय से लेकर आज तक पर्यावरण में क्या-क्या बदलाव आए हैं। उनके अनुभवों को ध्यान से सुनें और समझें कि समय के साथ प्रकृति, आसपास का वातावरण और लोगों की जीवनशैली में क्या परिवर्तन हुए हैं।

भाग - 1 : तब और अब का अंतर

अपने बुजुर्गों से पर्यावरण से जुड़े विषयों पर बातचीत कीजिए, जैसे— हवा, पानी, पेड़-पौधे, स्वच्छता, प्रदूषण, मौसम आदि।

☛ बातचीत के बाद उनके अनुभवों के आधार पर पर्यावरण में आए बदलावों के बारे में 5 बिंदु A4 size sheet में लिखिए।

भाग - 2 : हमारा योगदान

अब अपने परिवार के सदस्यों के साथ चर्चा कीजिए कि हम पर्यावरण में हो रहे हानिकारक बदलावों को कैसे कम कर सकते हैं और अपने आसपास के वातावरण को सुरक्षित एवं स्वच्छ कैसे बना सकते हैं।

☛ चर्चा के बाद पर्यावरण को बचाने और हानिकारक बदलावों को कम करने के लिए अपने 5 सुझाव A4 size sheet में लिखिए।

Subject: MATHEMATICS

Important Numbers in my World

The student will complete an interesting and creative activity using numbers from daily life. The student will collect any five mobile numbers of family members and write them neatly on an A4 size sheet. After writing the numbers, the student will add the digits of each mobile number to form a 2- digit number. Then, the student will multiply the 2- digit number by 6 to get a 3- Digit number and use these new numbers to complete the following tasks.

1. Arrange the new numbers in ascending and descending order.
2. Separate the odd and even numbers.
3. Find the greatest and the smallest number.
4. Write the expanded form of each number.
5. Write the place value and face value of each digit.
6. Write the number names of each number.

The project should be neat, colourful and creative with proper headings, borders and drawings. The work must be well-organized and easy to understand. The student should complete and submit the project on time.

One Example: Mobile number- 8985475061

Step 1 - Adding the digits

$$8+9+8+5+4+7+5+0+6+1= 53$$

Step 2- Multiplying the 2- digit number with 6

$$53 \times 6 = 318$$

Now repeat these steps for each mobile number to obtain five 3- digit numbers. Then complete the given tasks.

Subject: E.V.S

Scrapbook Activity: Responsible Me!

This holiday, let's understand our responsibilities towards the world around us by creating a beautiful scrapbook! ✂️📖

 **Your Scrapbook Mission Includes:**

1. Topic Allotment (According to Roll Number):

Each student will work on a specific theme:

- **Roll No. 1 to 10: Clean Surroundings**
- **Roll No. 11 to 20: Helping Others**
- **Roll No. 21 to 30: Saving Nature**
- **Roll No. 31 to 44: Community Responsibility**

2. Picture Collection:

- **Collect relevant pictures from newspapers, magazines, or printouts.**
- **Choose pictures that clearly show your assigned theme.**

 **Examples:**

- **Clean Surroundings – people cleaning, using dustbins**

3. Written Work:

- **Write 1–2 simple sentences explaining:**
- **What is happening in the picture**
- **Why it is important**

 **Example:**

“The boy is throwing waste in the dustbin. It keeps our surroundings clean.”

Eduten

Complete the following chapters:

- 1. Revision of previous grade**
- 2. Revision of addition and subtraction, (0-20)**
- 3. Comparing numbers, 0-100**
- 4. Building numbers, 0-1000**
- 5. Numbers, 0-1000**



BHAI PARMANAND VIDYA MANDIR

ज्ञानाय दानाय च रक्षणाय

HOLIDAY HOMEWORK
WORKSHEETS

GRADE II

(2026-27)

NAME - _____

CLASS - _____

SECTION - _____

ROLL NO. - _____

SUBJECT: ENGLISH

Topic - Punctuation

Q. Punctuate and rewrite the following sentences:

I. shimla manali and mussoorie are beautiful hill stations in india

II. why are you not writing neatly

III. ramesh sohan and amit will visit the golden temple in amritsar

IV. who is playing with riya in the park

V. asia europe and south america are important continents in the world

VI. when is aman visiting jaipur with his family

VII. earth mars and jupiter are part of the solar system

VIII. how many books do you read every month

Topic – Jumbled Sentences

Q. Rearrange the following words to form meaningful sentences and also punctuate them:

I. in the park playing are in the children with their friends

II. celebrated christmas is on 25th december

III. saw we lions tigers in the elephants and zoo

IV. where the children are going picnic for the

V. taj mahal are red fort and india gate famous in india monuments

VI. how apples many are in the there basket

VII. ankit has books and notebooks his crayons in bag

VIII. when independence day do celebrate we

IX. the smallest is continent Australia in world the

X. the cries baby she when hungry feels

Q2. Read the instruction carefully:

a. Underline the Common Nouns and circle the Proper Nouns.

b. Rewrite the sentences using different common and proper nouns and also punctuate them.

Ex: Ravi went to the market with his grandmother.

Rahul went to the zoo with his grandfather.

1. Australia is famous for its beautiful beaches.

2. I love to read books written by J.K. Rowling.

3. Ms. Jain teaches us English in Delhi Public School.

4. My friend lives in Mumbai with her aunt.

5. The Qutub Minar is a famous monument in India.

6. Aditya played football with his cousins at the park.

7. The airplane flew high above the mountains as we travelled to New York.

8. My brother visited the Red Fort on Sunday.

Reading Comprehension

Passage 1

Read the passage and answer the given questions.

Bees are very important little animals. They can be scary, too. They buzz and they also sting. When they sting, it can hurt, but we need bees. Why do we need bees? We need bees because they help spread flowers.

Flowers have pollen in them. Pollen is needed to make a new flower. If you spread pollen, you help new flowers grow. Bees get pollen on them when they search for food. When they land on another flower, they put pollen on that flower. In this way, bees help flowers grow!

A. Did you know that bees were so important?

B. Who are very important little animals?

C. What is needed to make a new flower?

D. When and where do bees get pollen on them?

E. Why are bees important?

Passage 2

Read the passage and answer the given questions.

Trent wants to be just like his uncle. His uncle Stan is an artist. He draws comic book art. His best comic book told the story of a man who was bitten by a dog and got super powers. Trent draws a little bit every day after school. "Draw every day," his uncle always says. So every day, Trent uses his pencils and his paint. The walls in his room are full of comics. Some of them are his. Some are his uncle's. Some are there to remind Trent to work hard. What will his first comic book be about? Trent is not sure. He might draw a book about a young man who wants to be a comic book artist. In his story, the man is working hard when a bee flies in the window. The bee stings him on the hand and gives him powers.

Trent is just not sure that "Bee Man" is a good title.

A. Who does Trent want to be like?

B. What does his uncle do?

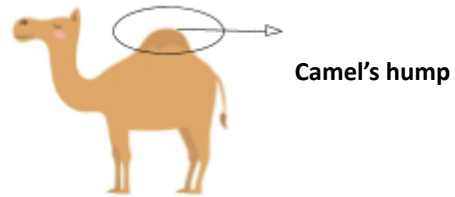
C. Where does Trent put his drawings?

D. When does Trent draw?

E. Why is Trent not sure about his new comic book?

Passage- 3

The camel is called the “ship of the desert.” It can live in hot and dry places where there is very little water. A camel can drink a lot of water at one time and store it in its body. Because of this, it can live for many days without drinking water again. Camels have long legs that keep their bodies away from the hot sand. Their feet are wide and flat, which helps them walk easily on the soft sand. A camel’s hump stores fat, not water, as many people think. This fat gives the camel energy when there is no food. Camels also have long eyelashes. This protects them from the sand during desert storms. Camels are very useful to people living in deserts. They carry heavy loads, give milk and can be used for travel.



Q1. Answer the following questions:

a. Where can a camel live?

b. What does the camel store in its hump?

c. How are camels useful to the people living in the desert?

d. How can the camels live for many days without drinking water?

Q2. Fill in the blanks:

1. A camel’s _____ are wide and flat, which help it walk easily on _____.

2. Camels have long _____ that keep their bodies away from the hot sand.

3. A camel's hump stores _____, not _____, as many people think.

4. A camel can drink a lot of _____ at one time and store it in its _____.

Q3. State True or False:

a. A camel's hump stores water. _____

b. Camels can live many days without water. _____

Q4. Answer in one word:

a. One Common noun from the passage: _____

b. One Proper noun from the passage:

c. What protects the camels from the sand during desert storms?

d. What gives energy to the camel when there is no food?

Writing Section

Q1. Write a paragraph on the following topics using 10 to 12 lines: (Do this work in your holiday homework notebook) (any 5)

I. The Place of Learning – My School

II. My Favourite Sports

III. A Visit to Zoo

IV. Monument I Like the Most

V. India – My Motherland


VI. Animals: A Gift of Nature

VII. Our National Festivals

VIII. How I Spent My Summer Vacation

Q2: Look at the pictures and describe them in 5 sentences each, using different nouns, pronouns, verbs, adjectives etc.

(Do this work in your holiday homework notebook)



विषय-हिन्दी

वर्ण-विच्छेद

प्र 1- नीचे दिए गए शब्दों के वर्ण अलग - अलग करके लिखो-

- i. सहयोगी - _____
- ii. खिड़की - _____
- iii. बेशकीमती - _____
- iv. मुकाबला - _____
- v. पुस्तकालय - _____
- vi. खिलौना - _____
- vii. अध्यापक - _____
- viii. अधिकारी - _____
- ix. स्वास्थ्य - _____
- x. कैलाश - _____
- xi. जिम्मेदारी - _____
- xii. नैतिक - _____
- xiii. खेलकूद - _____
- xiv. पुलकित - _____
- xv. रेलगाड़ी - _____
- xvi. मौसम - _____
- xvii. धन्यवाद - _____

संयुक्त व्यंजन

प्र – दी हुई कहानी में संयुक्त व्यंजन (त्र, ज, श्र, क्ष) ढूँढ़कर उन पर गोला बनाइए :

एक छोटे से गाँव में एक क्षत्रिय बालक रहता था जिसका नाम श्रेय था। श्रेय अपनी कक्षा में बहुत मेहनत से पढ़ता था और हमेशा अच्छा ज्ञान प्राप्त करता था। उसके अध्यापक उसे हर दिन नए-नए प्रश्न पूछते थे और वह सभी प्रश्नों के उत्तर ध्यान से देता था। वह अपने मित्रों के साथ मिलकर कठिन प्रश्नों को हल करने का प्रयत्न करता था और हमेशा सही उत्तर देने का प्रयास करता था।

एक दिन विद्यालय में एक बड़ा यज्ञ आयोजित किया गया। सभी बच्चों ने मिलकर यज्ञ में भाग लिया और मंत्र पढ़े। वहाँ एक बड़ा क्षेत्र साफ किया गया और सभी ने मिलकर उसे सजाया। श्रेय और उसके मित्रों ने विद्यालय के प्रांगण में पौधे लगाए और उनकी रक्षा करने का प्रयत्न किया।

अध्यापक ने बच्चों को समझाया कि हमें अपने जीवन में अच्छा ज्ञान प्राप्त करना चाहिए और हर प्राणी के प्रति दया रखनी चाहिए। उन्होंने यह भी कहा कि हमें अपने देश के लिए अच्छे कार्य करने चाहिए और अपनी क्षमता को बढ़ाना चाहिए।

उस दिन श्रेय को अपने काम पर बहुत गर्व हुआ। उसने अपने माता-पिता को सारी बातें बताईं और आगे भी अच्छे कार्य करने का निश्चय किया। श्रेय रोज़ समय पर विद्यालय जाता था और मन लगाकर पढ़ाई करता था। धीरे-धीरे वह एक श्रेष्ठ विद्यार्थी बन गया और सभी उसका आदर करने लगे।

अनुच्छेद लेखन (Do this work in your holiday homework notebook) (any 5)

1. मेरे पालतू जानवर
2. पेड़ों का महत्व

3. गरमी की छुट्टियाँ
4. बारिश का मौसम
5. मेरा पसंदीदा त्योहार
6. मेले की सैर
7. मेरा भारत महान
8. समय का महत्व

चित्र वर्णन

चित्र को ध्यान से देखो और उस पर 5 वाक्य लिखो: (Do this work in your holiday homework notebook)



SUBJECT : MATHEMATICS

Q1. A group of 5 friends have collected some pebbles. The number of pebbles collected by each person has been given in the table below. Study the table and answer the questions:

Name	Pebbles Collected
Rahul	565
John	891
Aman	304
Anu	642
Siya	564

- a. Write the number name for the pebbles collected by Rahul.

- b. Which numbers come just before and just after the number of pebbles collected by John?

- c. Write the expanded form of the pebbles collected by Anu.

- d. Add the pebbles collected by Aman and Rahul. Write its number name.

- e. Write the expanded form for the pebbles collected by Siya.

Q2. Fill in the blanks:

- a. The place value of 5 in 359 is _____.
- b. The face value of 8 in 782 is _____.
- c. The face value of 6 in 659 and 607 is _____.

d. In 748, the place value of 7 is _____ and the face value of 4 is _____.

Q3. Find the sum of place value and the face value of 5 in 584.

Q4. Find the difference of place value of 4 in 467 and place value of 2 in 285.

Q5. Solve the following:

$$214 \times 2 = \underline{\hspace{2cm}}$$

a. Place value of second digit in a number. _____

b. Face value of a digit at hundreds place. _____

Q6. Find the product of place value of 30 and face value of 2 in a number 321.

Q7. Write the numbers in expanded form in both ways:

a. 897 – _____

b. $518 -$ _____

c. $472 -$ _____

d. $689 -$ _____

e. $734 -$ _____

Q8. Write the reduced form of the following:

a. $400 + 50 + 8 =$ _____

b. $500 + 60 + 0 =$ _____

c. $200 + 30 + 3 =$ _____

d. $8 \text{ hundreds} + 7 \text{ tens} + 6 \text{ ones} =$ _____

e. $9 \text{ hundreds} + 2 \text{ tens} + 1 \text{ ones} =$ _____

Q9. Fill in the blanks:

a. If $935 = 900 + 30 + c$, then $c =$ _____

b. $600 + 30 + 2 =$ _____

c. If $845 = 800 + b + 5$, then $b =$ _____

d. $7 \text{ Hundreds} +$ _____ $+ 3 \text{ ones} = 763$

Q10. I have 7 tens, 4 ones and 3 hundreds. Write the expanded form of the number formed.

Q11. Write the expanded form of a number that is just before the greatest 3 -digit even number.

Q12. Find the sum of $552 + 234$ and then write the expanded form of the sum.

Q13. Fill in the blank and rearrange the expanded form:

a. $912 = \underline{\hspace{2cm}} + 900 + 2 = \underline{\hspace{4cm}}$

b. $695 = 5 + \underline{\hspace{2cm}} + 90 = \underline{\hspace{4cm}}$

c. $423 = 400 + \underline{\hspace{2cm}} + 20 = \underline{\hspace{4cm}}$

d. $739 = 3 + 90 + \underline{\hspace{2cm}} = \underline{\hspace{4cm}}$

Q14. Arrange the following numbers in ascending order :

a. 562 , 946 , 439 , 887 , 934

 , , , ,

b. $535+100$, $664-310$, 202×4 , $620-420$, $615+151$

 , , , ,

 , , , ,

Q15. Arrange the following numbers in descending order:

a. 736 , 883 , 474 , 247 , 595

 , , , ,

b. $765-150$, $799+100$, 333×3 , $795-321$, $645+132$

 , , , ,

Q16. Do as directed:

a. Simplify the expressions and arrange them in descending order.

345+234 , 460 -160 , 798 - 356 , 563 + 234 , 220 + 440

_____ , _____ , _____ , _____ , _____

b. Form 3-digit numbers using the digits 3, 9 and 5 then arrange them in ascending and descending order .

Numbers: _____

A.O - _____

D.O- _____

Q17 :Find the product and arrange them in ascending order:

423 x 2, 101 x 9, 111 x 7 , 243 x 2 ,123 x 3

_____ , _____ , _____ , _____ , _____

Q18.Which odd number comes just after 785? _____

Q19. Which even number comes just before 691? _____

Q20. Find the difference between the greatest 3- digit odd number and the smallest 3- digit even numbers.

Q21. Write all the odd numbers between 438 and 452.

Q22. Find the product of 223×3 and write whether the product is even or odd.

Q23. Jack planted 521 trees on Monday and 278 trees on Tuesday. How many trees did he plant in all?

Q24. Add 423 and 355 .Subtract the sum from the largest 3- digit number.

Q25. Solve the following.

- a. You have started with 312 pencils. Your dad gave you 140 pencils. How many pencils do you have now? _____
- b. Your mom gave you 100 pencils more. How many pencils do you have now?
- c. _____ Your sister took away 150 pencils. How many pencils do you have now? _____
- d. Your brother took away 106 pencils. How many pencils do you have now? _____

Q26 : Make flashcards for Roman numbers from I to X X:

- On one side: Write the Hindu-Arabic number
- On the other side: Write the Roman numeral

Use colorful paper and decorate them